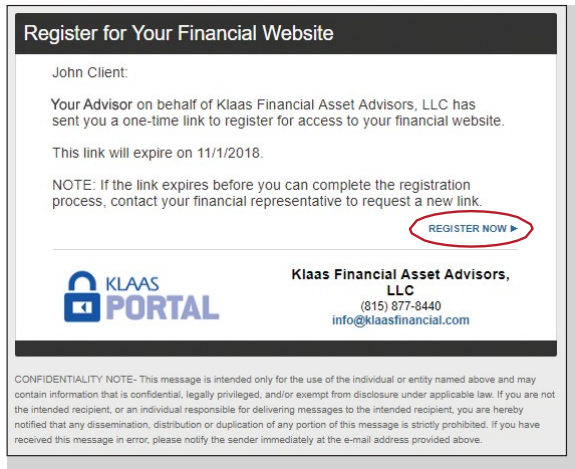




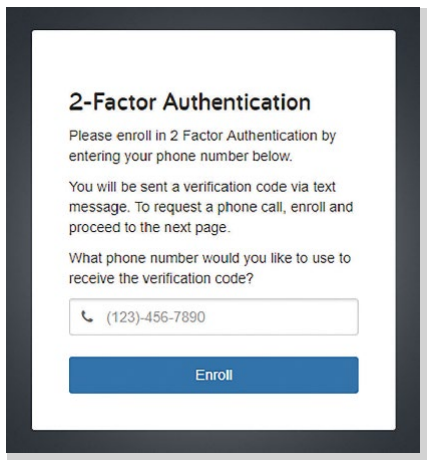
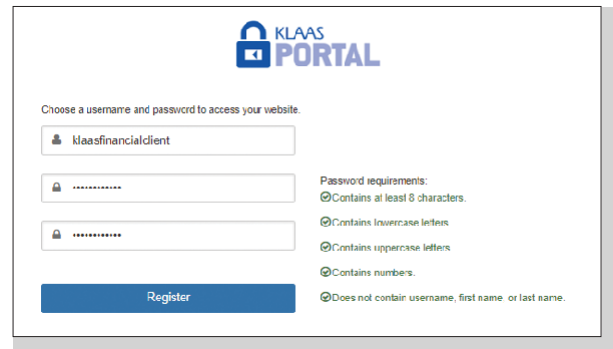
The answers you need, whenever you need.

Setting Up Your Account



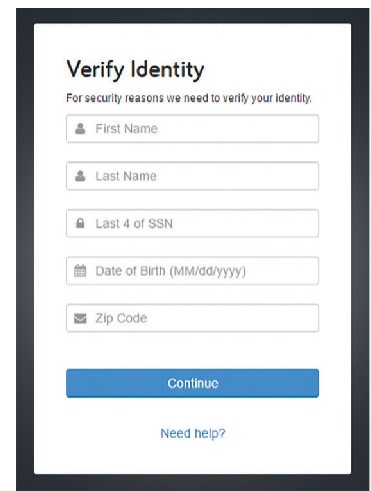
1] You will receive an email with an invitation to register your Klaas Portal website. Select "Register Now".

2] You will then create your username and password to access the site.



3] For security purposes, you will then designate a phone number for 2-Factor Authentication. Once this is setup, you will have the option to setup a backup phone number. This can be a spouse's phone number or your home phone, or you can click "Skip this for now".

With 2-Factor Authentication established, you'll submit 3 security questions in the event you need to reset your password. Then simply accept the Terms and Conditions and you're ready to go.



4] If you have at least one Fidelity account, you will need to verify a few pieces of information about yourself to access through your Klaas Portal.

Please note: the information you enter should match the information on your Fidelity account (do not use nicknames).