



# MySocialSecurity

How to create your online social security account.

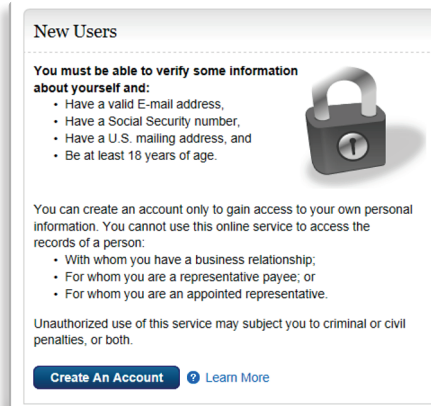
1

Visit <http://www.ssa.gov/myaccount> and click *My Social Security Sign In / Create an Account*.

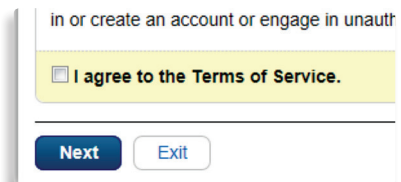


2

On the new page that opens, click the blue **Create An Account** button in the lower left.



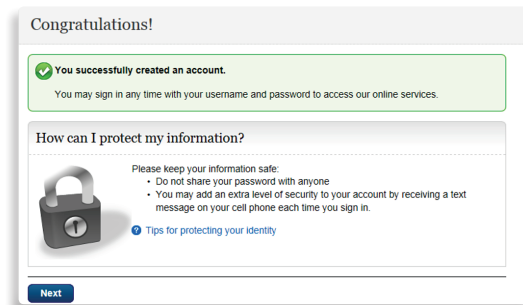
Read over the terms of service then check **I agree to the Terms of Service** and click **Next** to continue.



3

Complete the next 3 pages where you will provide a) **Personal Information**, b) **Identity Verification**, and c) a **username and password** for your new account.

Click **Next** after each step along the way, and then you can begin exploring the site!



Retirement Planning Professionals

[klaasfinancial.com](http://klaasfinancial.com) | 877-495-5227

Please contact your Klaas Financial advisor or our office if you have any questions.

Securities by licensed individuals offered through Investacorp, Inc. A registered Broker/Dealer -- Member FINRA/SIPC. Advisory Services Offered Through Klaas Financial Asset Advisors, LLC -- A SEC Registered Investment Advisory Firm. Klaas Financial Asset Advisors, LLC is not affiliated with Investacorp, Inc.